

LEVEU

ITALIAN PORCELAIN SLABS

U.S.

THE BEAUTY OF LARGE SURFACES AND THE HIGH PERFORMANCE OF STONEWARE.

Emilceramica, known worldwide for ceramic excellence, has drawn on over a decade of experience to create Level, a line of ceramic slabs in the 160x320 size, of various thickness, for creating furnishings and continuous surfaces, combining the utmost aesthetic refinement with advantages in terms of hygiene, strength and practicality that only porcelain stoneware can guarantee. A project that delivers the greatest modularity and versatility to express the full potential of those who aspire, day after day, to transform material into attractive design.

La bellezza delle grandi superfici e le elevate prestazioni del grès.

Dall'esperienza ultradecennale di Emilceramica, sinonimo di ceramica italiana d'eccellenza in tutto il mondo, nasce Level, una linea di lastre ceramiche nel formato 160x320, in vari spessori, per realizzare oggetti d'arredo e superfici continue coniugando la massima ricercatezza estetica con i vantaggi in termini di resistenza, igiene e praticità che solo il grès porcellanato può garantire. Un progetto all'insegna della massima modularità e versatilità per valorizzare tutto il potenziale di chi, giorno dopo giorno, ambisce a trasformare la materia in pregevole design.

La beauté des grandes surfaces et la performance extraordinaire du grès cérame.

Fort de plus de dix ans d'expériences, Emilceramica, l'ambassadeur de l'excellence céramique à l'italienne dans le monde entier, crée Level, une collection de dalles céramiques en format 160x320, disponibles en plusieurs épaisseurs, pour confectionner des objets d'ameublement et des surfaces continues. Une collection qui allie un superbe raffinement esthétique avec les avantages de résistance, d'hygiène et d'utilité pratique que seul le grès cérame est en mesure de garantir. Un projet maximisant la modularité et la polyvalence pour exalter le potentiel de tous ceux qui, jour après jour, s'appliquent à transformer la matière en superbe design.

Die vollendete Ästhetik grossflächiger Beläge und die hervorragenden Leistungsmerkmale von Feinsteinzeug.

Die neue Keramikplatten-Kollektion Level im Format 160x320 basiert auf der jahrzehntelangen Erfahrung der Emilceramica, die als Hersteller von italienischer Qualitätskeramik Weltruf genießt, und ist für durchgängige Beläge und Einrichtungselemente konzipiert. Sie vereint eine ausgefeilte Ästhetik mit den Vorteilen in puncto Hygiene, Robustheit und Funktionalität, die nur Feinsteinzeug bietet. Ein ausgesprochen vielseitig und modular angelegtes Konzept, mit dem sich kreatives Potenzial ausschöpfen lässt, um Materie in hochwertiges Design zu verwandeln.

La belleza de las grandes superficies y las altas prestaciones del grès.

De la experiencia de varias décadas de Emilceramica, sinónimo de cerámica italiana de excelencia en el mundo entero, nace Level, una nueva colección de placas de cerámica en el formato de 160 x 320 disponible en varios grosores, para realizar elementos de decoración y superficies continuas conjugando la máxima sofisticación estética con las ventajas en términos de higiene, resistencia y practicidad que únicamente puede garantizar el grès porcelánico. Un proyecto basado en la máxima modularidad y versatilidad para valorizar todo el potencial de quien, día tras día, pretende transformar la materia en diseño de calidad.



LEVEL

MAKE LIFE A WORK OF ART.

Ceramic slabs in two sizes – a rectified 160x320 size with 6.5mm thickness and an unrectified 162x324 size with 12mm and 20mm thickness – enable the creation of tops and backsplashes for kitchens and bathrooms, worktops, tables, doors, seamless covering solutions for floors and walls, and other elements, including for outdoors, with a degree of detail, versatility of application and personalisation that was previously unimaginable. Level is the ideal raw material for creations that elevate quality of life to the status of a masterpiece.

Trasforma la vita in un'opera d'arte

Lastre ceramiche nei formati 160x320 cm, spessore 6,5mm rettificato, e 162x324, spessore 12mm e 20mm non rettificato, per costruire oggetti come top e backsplash per cucine e bagni, piani lavoro, tavoli, ante, soluzioni di rivestimento a pavimento e a parete senza soluzione di continuità, e altri elementi, anche outdoor, con possibilità di dettaglio, trasversalità e personalizzazione finora impensabili. Level è la materia prima ideale per realizzare creazioni che elevino la qualità della vita alle dimensioni di un capolavoro.

Pour que la vie soit une œuvre d'art.

Dalles céramiques en format 160x320 rectifié, en épaisseur 6,5mm, et en format 162x324 non rectifié, en épaisseur 12mm et 20mm, pour réaliser des objets comme des plans de travail/toilette et des dosserets dans la cuisine et la salle de bains, des tables, des portes, des revêtements de sol et mur unifiés, y compris à l'extérieur, avec des détails, une souplesse d'emploi et une personnalisation impensables jusqu'à présent. Level est la matière première idéale pour donner corps à des créations qui donnent à la qualité de vie la dimension d'un chef-d'œuvre.

Ein Stück Lebenskunst.

Die großen keramischen Platten im Format 160x320 mit der Stärke 6,5mm rektifiziert sowie 162x324 mit der Stärke 12mm und 20mm nicht rektifiziert ermöglichen die Gestaltung von Waschtischen, Arbeitsplatten und Fliesenspiegeln für Küche und Bad, Tischplatten, Türen, durchgängig gestalteten Flächenbelägen an Wand und Boden sowie Einrichtungselementen im Innen- wie im Außenbereich mit einem bisher undenkbareren Potenzial in Bezug auf Detailverarbeitung, übergreifende Kombinierbarkeit und Individualisierung. Level ist das ideale Ausgangsmaterial für Kreationen, die die Lebensqualität meisterhaft maximieren.

Convierte tu vida en una obra de arte.


Las placas de cerámica en el formato de 160x320, de 6,5mm de grosor rectificado, y en el formato de 162x324, de 12mm y 20mm no rectificado, permiten realizar objetos tales como encimeras y salpicaderos para cocinas y baños, superficies de trabajo, mesas, hojas, soluciones de revestimiento para suelos y paredes sin solución de continuidad y otros elementos, incluso para espacios exteriores, con posibilidades de introducir detalles, de transversalidad y personalización hasta ahora impensables. Level es la materia prima ideal para llevar a cabo creaciones que eleven la calidad de vida a magnitudes de obra maestra.

20 mm / ADDED DEPTH FOR YOUR DESIGN.

A new option for shaping matter with even greater substance and versatility. With the introduction of the 20 mm thickness for 162x324 slabs, available:

Tinta Unita White
Tinta Unita Black
Stone Cantera Grey full body with structured surface
Stone Basalto

Level offers an additional variant that combines even greater ability to support loads with patterning that is the same right through the depth of the tile, ideal for producing edgings and other visible features. Strength, ductility and an exquisite continuity of appearance, with great expressive and architectural potential.



Più spessore al tuo design

Una nuova opzione per dare ancora più consistenza e versatilità alla lavorazione della materia. Con l'introduzione dello spessore 20 mm per le lastre 162x324, disponibile: Tinta Unita White - Tinta Unita Black - Stone Cantera Grey a tutto corpo con struttura - Stone Basalto. Level offre un'ulteriore variante che a una resistenza ai carichi ancora più elevata, abbina la piena omogeneità grafica tra superficie e impasto permettendo la realizzazione di bordi e altri elementi a vista. Forza, duttilità e affascinante continuità estetica dalle potenzialità espressive e progettuali.

Plus d'épaisseur pour votre design


Une nouvelle option pour donner encore plus de consistance et de polyvalence au travail de la matière. Avec l'introduction de l'épaisseur 20 mm pour les dalles 162x324, disponible en: Tinta Unita White - Tinta Unita Black - Stone Cantera Grey pleine masse avec surface structurée - Stone Basalto. Level offre une autre variante présentant une résistance à la charge encore plus élevée. Elle combine une homogénéité graphique totale entre surface et pâte, permettant ainsi de réaliser des bords et d'autres éléments apparents. Force, ductilité et somptueuse continuité esthétique : le champ des possibilités en matière d'expression et de conception est largement ouvert.

Besonders starkes Design

Eine neue Option für noch mehr optische Perfektion und Vielseitigkeit bei der Materialbearbeitung. Mit der Einführung der Stärke 20 mm für die Platten im Format 162x324 stehen zur Wahl: Tinta Unita White - Tinta Unita Black - Stone Cantera Grey durchgefärbt mit strukturierter Oberfläche - Stone Basalto. Level bietet eine weitere Variante, die eine noch höhere Belastbarkeit mit einer sich durch den ganzen Scherben ziehenden Grafik vereint, wodurch sich Kanten und andere sichtbare Elemente optisch perfekt bearbeiten lassen. Stärke, Verarbeitbarkeit und eine faszinierende optische Kontinuität eröffnen Ausdrucks- und Designpotenzial.

Mayor calibre a tu diseño

Una nueva opción para darle aún más consistencia y versatilidad a la elaboración de la materia, con la introducción del grosor de 20 mm en las placas de 162x324, disponibles en: Tinta Unita White - Tinta Unita Black - Stone Cantera Grey con masa llena y superficie estructurada - Stone Basalto. Level ofrece una variante adicional que combina una resistencia aún mayor a las cargas con la homogeneidad gráfica total entre la superficie y la masa, lo que permite realizar bordes y otros elementos a la vista. Fuerza, ductilidad y una continuidad estética fascinante, con grandes posibilidades expresivas y proyectivas.




TINTA UNITA - WHITE

± 20MM Non Rettificato
 EK CJ 162x324 - 63^{25/32} x 127^{9/16} Naturale
 EK CQ 162x324 - 63^{25/32} x 127^{9/16} Naturale - Stuoiato | Mesh-Mounted




STONE - BASALTO

± 20MM Non Rettificato
 EK FL 162x324 - 63^{25/32} x 127^{9/16} Naturale
 EK FN 162x324 - 63^{25/32} x 127^{9/16} Naturale - Stuoiato | Mesh-Mounted



TINTA UNITA - BLACK

± 20MM Non Rettificato
 EK CK 162x324 - 63^{25/32} x 127^{9/16} Naturale
 EK CR 162x324 - 63^{25/32} x 127^{9/16} Naturale - Stuoiato | Mesh-Mounted



STONE - CANTERA GREY

FULL BODY WITH STRUCTURED SURFACE

A TUTTO CORPO CON STRUTTURA
 PLEINE MASSE AVEC SURFACE STRUCTURÉE
 DURCHGEFÄRBT MIT STRUKTURIERTER OBERFLÄCHE
 CON MASA LLENA Y SUPERFICIE ESTRUCTURADA

± 20MM Non Rettificato
 EK CN 162x324 - 63^{25/32} x 127^{9/16} Naturale
 EK CT 162x324 - 63^{25/32} x 127^{9/16} Naturale - Stuoiato | Mesh-Mounted

STYLE WITHOUT BORDERS.

5 inspirations – marble, cement, design, stone and solid color – for a wide range of available stylistic variants: Level guarantees the highest degree of freedom of expression and is the ideal medium for architectural design in step with the latest, most innovative trends. It enables the conception and creation of furnishing and design solutions with a high aesthetic and technical value to satisfy the most varied and demanding taste.

Stile senza confini.

5 ispirazioni - marmi, cementi, design, pietre e tinte unite - per un totale di 15 varianti stilistiche disponibili: Level assicura il massimo grado di libertà espressiva ed è al completo servizio di una progettazione al passo con le tendenze più attuali e innovative. La materia prima ideale per creare soluzioni di arredo e design dall'altissimo valore estetico e tecnico, in grado di soddisfare le sensibilità e i gusti più svariati ed esigenti.

Le style sans limites.

5 inspirations – marbres, bétons, design, pierre et teinte unie – pour une vaste gamme de variantes stylistiques disponibles : poussant la liberté expressive à son paroxysme, Level s'inscrit pleinement dans un projet architectural en phase avec les tendances les plus actuelles et les plus novatrices. Pour imaginer et réaliser des solutions de décoration d'intérieur d'un très haut niveau esthétique et technique, en mesure de satisfaire la sensibilité et les goûts les plus divers et les plus exigeants.

Grenzenloser Stil.

5 Inspirationen - Marmor, Beton, Design, Stein und Unifarbe – für ein breites Angebot an Stilvarianten: Level bietet höchste Ausdrucksfreiheit und eignet sich für zeitgemäße Lösungen, die innovative und aktuelle Trends aufgreifen. Raum für Ideen und gestalterische Freiheit bei Einrichtungs- und Designprojekten, ausgezeichnete ästhetische und technische Qualität, um anspruchsvollsten Stilanforderungen unterschiedlicher Art auf hohem Niveau gerecht zu werden.

Estilo sin fronteras.

5 fuentes de inspiración – mármol, cemento, design, piedra y monocolor— para una amplia gama de variantes de estilo disponibles: Level asegura el máximo grado de libertad expresiva y está por entero al servicio de una proyección acorde con las tendencias más actuales e innovadoras. Para imaginar y realizar soluciones de decoración y diseño con un altísimo valor técnico y estético, capaz de satisfacer la sensibilidad y los gustos más diversos y exigentes.




LEVEL
STYLE

MARMI

AGATA BLU





Bookmatch - Agata Blu Full Lappato 162x324 12mm

MARMI

ALTISSIMO WHITE





Altissimo White Naturale 160x320 6,5mm

MARMI

ARABESCATO CORCHIA





Bookmatch - Arabescato Corchia Full Lappato 162x324 12mm

< Arabescato Corchia Full Lappato 162x324 12mm

MARMI


BIANCO LASA





Bianco Lasa Naturale 160x320 6,5mm

Bianco Lasa Full Lappato 160x320 6,5mm >



MARMI

BLANC DU BLANC





Bookmatch - Blanc Du Blanc Full Lappato 162x324 12mm

MARMI

CALACATTA





Bookmatch - Calacatta Naturale 162x324 12mm

< Calacatta Full Lappato 160x320 6,5mm

MARMI

CALACATTA BLACK

HOTEL
morgenrot





Bookmatch - Calacatta Black Full Lappato 162x324 12mm

MARMI

CALACATTA GOLD





Bookmatch - Calacatta Gold Full Lappato 162x324 12mm

MARMI

CALACATTA PAONAZZO





Bookmatch - Calacatta Paonazzo Full Lappato 162x324 12mm

MARMI

CALACATTA RENOIR





Bookmatch - Calacatta Renoir Full Lappato 162x324 12mm

MARMI

CRYSTAL DIAMOND






Crystal Diamond Full Lappato 162x324 12mm

MARMI

GRANITO BLU ANDE





Bookmatch - Granito Blu Ande Full Lappato 162x324 12mm

MARMI

INVISIBLE






Bookmatch - Invisible Naturale 162x324 12mm

MARMI

MACCHIA VECCHIA





Bookmatch - Macchia Vecchia Full Lappato 162x324 12mm

< Macchia Vecchia Full Lappato 162x324 12mm


MARMI

MARQUINIA / ELEGANT






Marquinia Naturale 160x320 6,5mm



MARMI

NERO ANTICO





Bookmatch - Nero Antico Full Lappato 160x320 6,5mm

< Nero Antico Full Lappato 162x324 12mm

MARMI

NERO IMPERIALE





Nero Imperiale Naturale 162x324 12mm

< Nero Imperiale Full Lappato 162x324 12mm

MARMI

ONYX






Bookmatch - Onyx Full Lappato 162x324 12mm

< Onyx Full Lappato 162x324 12mm

MARMI

ONYX BLACK





Bookmatch - Onyx Black Full Lappato 162x324 12mm

MARMI

ONYX GREEN






Bookmatch - Onyx Green Full Lappato 162x324 12mm

< Onyx Green Full Lappato 162x324 12mm

MARMI

ONYX IVORY





Bookmatch - Onyx Ivory Full Lappato 162x324 12mm

MARMI

QUARZO





Bookmatch - Quarzo Naturale 162x324 12mm

< Quarzo Full Lappato 162x324 12mm

MARMI

STATUARIO EXTRA





Bookmatch - Statuario Extra Full Lappato 162x324 12mm

MARMI

STATUARIO MICHELANGELO





Bookmatch - Statuario Michelangelo Full Lappato 162x324 12mm

MARMI

STATUARIO WHITE





Bookmatch - Statuario White Full Lappato 160x320 6,5mm

< Statuario White Full Lappato 162x324 12mm

MARMI

TORTORA TAFU





Tortora Tafu Naturale 162x324 12mm

< Tortora Tafu Full Lappato 162x324 12mm

MARMI

WHITE PARADISE






Bookmatch - White Paradise Full Lappato 162x324 12mm

MARMI

WHITE SIENA






Bookmatch - White Siena Full Lappato 162x324 12mm

MARMI

ZEBRINO





Zebrino Full Lappato 162x324 12mm

CONCRETE

ASH






CONCRETE

DARK GREY





Dark Grey 162x324 12mm
134



CONCRETE

TAUPE





Taupe 162x324 12mm
138



CONCRETE

WHITE





DESIGN

CORTEN





Corten 162x324 12mm
146



147

DESIGN

RAKU NERO







DESIGN

VETRO





Vetro Full Lappato 162x324 12mm
154




155

STONE

BASALTO





STONE

CANTERA GREY





STONE

GRIGIO DI GRÉ





Grigio di Gré 162x324 12mm
166



STONE

SLATE BLACK





Slate Black 162x324 12mm
170



171

STONE

SLATE GREY






TINTA UNITA

BLACK





Black 162x324 12mm
178



179

TINTA UNITA

WHITE





White Naturale 162x324 12mm

< White Full Lappato 162x324 12mm

ABSOLUTE QUALITY FOR INCOMPARABLE FINISHES.

Meticulous measures and controls throughout the entire production chain ensure that high-quality slabs are produced. From an aesthetic point of view, the selection of the best materials and the colouring of the wet mixtures guarantee that the surfaces have a highly uniform colour; additionally, the very high-resolution images and highly precise polishing processes give the polished versions striking shades and a vibrant shine, making them extremely reflective. From a performance point of view, pressing at maximum levels makes the finished materials extremely compact, while a firing cycle that is much slower than is generally the case reduces the tension of the slabs to a minimum. Consequently, Level unfinished materials boast incomparable levels of ductility, flatness and resistance. They are more suitable than other materials for cuts, incisions and other finishing work to create surfaces, furnishing accessories and other design objects.

Qualità assoluta per lavorazioni impareggiabili.

Accorgimenti e controlli minuziosi lungo l'intera filiera produttiva assicurano una qualità assoluta delle lastre. Dal punto di vista estetico, la selezione delle migliori materie e la colorazione degli impasti ad umido garantiscono la massima omogeneità cromatica delle superfici; in aggiunta, la definizione delle immagini ad altissima risoluzione e processi di levigatura di altissima precisione contribuiscono a renderle ricche di sfumature, vibranti di luce ed estremamente riflettenti nelle versioni levigate. Dal punto di vista delle prestazioni, la pressatura ai massimi livelli rende i materiali finiti estremamente compatti, e un ciclo di cottura molto più lento di quelli comunemente adottati riduce al minimo il tensionamento delle lastre. È così che i semilavorati Level possono vantare livelli di duttilità, planarità e resistenza impareggiabili, prestandosi molto meglio di altri materiali ai tagli, alle incisioni e alle altre lavorazioni finali per la creazione di superfici, oggetti di arredo e altri complementi di design.

La qualité absolue pour des réalisations inégalables.

Les mesures mises en œuvre et les contrôles minutieux effectués tout au long de la filière de production assurent la qualité absolue des dalles. Sur le plan esthétique, la sélection des meilleures matières et la coloration par voie humide des pâtes garantissent l'homogénéité optimale des couleurs des finitions. Par ailleurs, la définition des images à très haute résolution et les procédures de polissage de la plus haute précision contribuent à leur donner cette richesse de nuances, vibrantes de lumière et infiniment miroitantes dans les versions polies. Sur le plan des performances, le pressage maximal permet d'obtenir des matériaux finis extrêmement compacts. Par ailleurs, un cycle de cuisson beaucoup plus lent que ceux habituellement utilisés réduit au minimum la mise sous tension des dalles. Dès lors, les produits semi-finis Level bénéficient d'un niveau inégalé de ductilité, de planéité et de résistance. Ils se prêtent ainsi beaucoup mieux que d'autres matériaux aux découpes, aux incisions et autres façonnages finaux pour la création de surfaces, d'objets de décoration intérieure et d'accessoires de design.

Absolute Qualität für Unvergleichliche Bearbeitungen.

Wirksame Maßnahmen und akribische Kontrollen in der gesamten Produktionskette stellen die absolute Qualität der Platten sicher. In ästhetischer Hinsicht gewährleistet die Auswahl bester Rohstoffe und die Färbung der Massen in nassem Zustand maximale farbliche Homogenität der Oberflächen; außerdem sorgen die hochauflösenden Bilder und die hochpräzisen Schleifverfahren für eine große Vielfalt an leuchtenden Farbnuancen, die in den polierten Ausführungen eine extrem reflektierende Optik besitzen. Der maximierte Pressvorgang macht das Material extrem kompakt und der im Vergleich zu den üblicherweise angewendeten Brennverfahren sehr viel langsamere Brennzyklus reduziert die Spannung der Platten auf ein Minimum. Aus diesem Grund besitzen die Halbfertigprodukte Level einen unvergleichlich hohen Grad an Verarbeitungsflexibilität, Ebenheit und Robustheit, so dass sie weitaus besser als andere Materialien für das Schneiden, Gravieren und andere Endbearbeitungen und damit zur Fertigung von Oberflächen, Einrichtungselementen und anderen Designaccessoires geeignet sind.

Calidad total para realizar mecanizados inmejorables.

Mediante la adopción de medidas, soluciones y controles minuciosos en toda la cadena de producción, se garantiza la calidad total de las placas. Desde el punto de vista estético, la selección de las mejores materias primas y la coloración de la masa en húmedo garantizan la máxima homogeneidad cromática de las superficies. Además, la definición de las imágenes de altísima resolución y los procesos de pulido de altísima precisión contribuyen a enriquecerlas con numerosos matices y a volverlas muy luminosas y altamente reflectantes en las versiones pulidas. Desde el punto de vista de las prestaciones, el prensado al máximo nivel hace que los materiales acabados sean extremadamente compactos, mientras que el ciclo de cocción mucho más lento de lo habitual reduce al mínimo las tensiones en las placas. Estas son las razones por las que los semielaborados Level ofrecen niveles de ductilidad, planeidad y resistencia inigualables y, por tanto, son mucho más idóneos que otros materiales para el corte, la incisión y otros mecanizados finales para crear superficies, objetos de decoración y otros complementos de diseño.




LEVEL

MARMI
12 mm | 6,5 mm

AGATA BLU

BOOKMATCH



AGATA BLU A

12MM Non Rettificato
EK6X 162x324 - 63^{25/32}"x127^{9/16}" Full Lappato
EK7X 162x324 - 63^{25/32}"x127^{9/16}" Full Lappato - Stuoiato | Mesh-Mounted*


AGATA BLU B

12MM Non Rettificato
EK6Y 162x324 - 63^{25/32}"x127^{9/16}" Full Lappato
EK7Y 162x324 - 63^{25/32}"x127^{9/16}" Full Lappato - Stuoiato | Mesh-Mounted*

* Solo su richiesta | On demand only



ALTISSIMO WHITE



ALTISSIMO WHITE





12MM Non Rettificato

EFZG 162x324 - 63^{25/32}"x127^{9/16}" Naturale

E0ZQ 162x324 - 63^{25/32}"x127^{9/16}" Naturale - Stuoiato | Mesh-Mounted*

EFZU 162x324 - 63^{25/32}"x127^{9/16}" Full Lappato

E0ZW 162x324 - 63^{25/32}"x127^{9/16}" Full Lappato - Stuoiato | Mesh-Mounted*



ALTISSIMO WHITE

6,5MM Rettificato

EFZN 160x320 - 62^{63/64}"x125^{63/64}" Naturale

EGFM 160x320 - 62^{63/64}"x125^{63/64}" Naturale - Stuoiato | Mesh-Mounted*

EFZ7 160x320 - 62^{63/64}"x125^{63/64}" Full Lappato

EGG7 160x320 - 62^{63/64}"x125^{63/64}" Full Lappato - Stuoiato | Mesh-Mounted*

* Solo su richiesta | On demand only



ARABESCATO CORCHIA

BOOKMATCH



ARABESCATO CORCHIA A

⊕ 12MM Non Rettificato
EJ1Y 162x324 - 63^{25/32}°x127^{9/16}° Full Lappato
EJ2F 162x324 - 63^{25/32}°x127^{9/16}° Full Lappato - Stuoiato | Mesh-Mounted*


ARABESCATO CORCHIA B

⊕ 12MM Non Rettificato
EJ6S 162x324 - 63^{25/32}°x127^{9/16}° Full Lappato
EJ6X 162x324 - 63^{25/32}°x127^{9/16}° Full Lappato - Stuoiato | Mesh-Mounted*

BIANCO LASA




BIANCO LASA

-  **12MM Non Rettificato**
- ELA2 162x324 - 63^{25/32}"x127^{9/16}" Naturale
- ELA6 162x324 - 63^{25/32}"x127^{9/16}" Naturale - Stuoiato | Mesh-Mounted*
- ELA4 162x324 - 63^{25/32}"x127^{9/16}" Full Lappato
- ELA8 162x324 - 63^{25/32}"x127^{9/16}" Full Lappato - Stuoiato | Mesh-Mounted*



BIANCO LASA

-  **6.5MM Rettificato**
- EFZL 160x320 - 62^{53/64}"x125^{53/64}" Naturale
- EGFK 160x320 - 62^{53/64}"x125^{53/64}" Naturale - Stuoiato | Mesh-Mounted*
- EFZY 160x320 - 62^{53/64}"x125^{53/64}" Full Lappato
- EGG3 160x320 - 62^{53/64}"x125^{53/64}" Full Lappato - Stuoiato | Mesh-Mounted*

* Solo su richiesta | On demand only



BLANC DU BLANC

BOOKMATCH



BLANC DU BLANC A

12MM Non Rettificato

EK8S 162x324 - 63^{25/32} x 127^{9/16} Full Lappato

EK8V 162x324 - 63^{25/32} x 127^{9/16} Full Lappato - Stuciato | Mesh-Mounted*

BLANC DU BLANC B

12MM Non Rettificato

EK8T 162x324 - 63^{25/32} x 127^{9/16} Full Lappato


EK8W 162x324 - 63^{25/32} x 127^{9/16} Full Lappato - Stuciato | Mesh-Mounted*

* Solo su richiesta | On demand only




CALACATTA

BOOKMATCH





CALACATTA A

 **12MM Non Rettificato**
 EFKS 162x324 - 63^{25/32}"x127^{9/16}" Naturale
 EOYG 162x324 - 63^{25/32}"x127^{9/16}" Naturale - Stuoiato | Mesh-Mounted*
 EFJ2 162x324 - 63^{25/32}"x127^{9/16}" Full Lappato
 EOYX 162x324 - 63^{25/32}"x127^{9/16}" Full Lappato - Stuoiato | Mesh-Mounted*

 **6,5MM Rettificato**
 E049 160x320 - 62^{63/64}"x125^{53/64}" Full Lappato
 EGFR 160x320 - 62^{63/64}"x125^{53/64}" Full Lappato - Stuoiato | Mesh-Mounted*


CALACATTA B

 **12MM Non Rettificato**
 EFKT 162x324 - 63^{25/32}"x127^{9/16}" Naturale
 EOYH 162x324 - 63^{25/32}"x127^{9/16}" Naturale - Stuoiato | Mesh-Mounted*
 EFKE 162x324 - 63^{25/32}"x127^{9/16}" Full Lappato
 EOYY 162x324 - 63^{25/32}"x127^{9/16}" Full Lappato - Stuoiato | Mesh-Mounted*

 **6,5MM Rettificato**
 E04A 160x320 - 62^{63/64}"x125^{53/64}" Full Lappato
 EGFS 160x320 - 62^{63/64}"x125^{53/64}" Full Lappato - Stuoiato | Mesh-Mounted*



CALACATTA

 **6,5MM Rettificato**
 E048 160x320 - 62^{63/64}"x125^{53/64}" Full Lappato
 EGFO 160x320 - 62^{63/64}"x125^{53/64}" Full Lappato - Stuoiato | Mesh-Mounted*

* Solo su richiesta | On demand only



CALACATTA BLACK

BOOKMATCH




CALACATTA BLACK A

12MM Non Rettificato
EJ1V 162x324 - 63^{25/32}"x127^{9/16}" Full Lappato
EJ2D 162x324 - 63^{25/32}"x127^{9/16}" Full Lappato - Stuoiato | Mesh-Mounted*

CALACATTA BLACK B

12MM Non Rettificato
EJ1W 162x324 - 63^{25/32}"x127^{9/16}" Full Lappato
EJ2E 162x324 - 63^{25/32}"x127^{9/16}" Full Lappato - Stuoiato | Mesh-Mounted*



CALACATTA BLACK

6,5MM Rettificato
EJ1S 160x320 - 62^{53/64}"x125^{53/64}" Full Lappato
EJ29 160x320 - 62^{53/64}"x125^{53/64}" Full Lappato - Stuoiato | Mesh-Mounted*

* Solo su richiesta | On demand only



CALACATTA GOLD

BOOKMATCH




CALACATTA GOLD A


 **12MM Non Rettificato**
E079 162x324 - 63^{25/32}"x127^{9/16}" Full Lappato
E07Z 162x324 - 63^{25/32}"x127^{9/16}" Full Lappato - **Stuoiato | Mesh-Mounted***

CALACATTA GOLD B

 **12MM Non Rettificato**
E07A 162x324 - 63^{25/32}"x127^{9/16}" Full Lappato
E0Z0 162x324 - 63^{25/32}"x127^{9/16}" Full Lappato - **Stuoiato | Mesh-Mounted***



CALACATTA GOLD


 **6,5MM Rettificato**
EJ1Q 160x320 - 62^{43/64}"x125^{3/4}" Full Lappato
EJ27 160x320 - 62^{43/64}"x125^{3/4}" Full Lappato - **Stuoiato | Mesh-Mounted***

* Solo su richiesta | On demand only



CALACATTA PAONAZZO

BOOKMATCH



CALACATTA PAONAZZO A

12MM Non Rettificato
EGJ7 162x324 - 63^{25/32}x127^{9/16} Full Lappato
EGJK 162x324 - 63^{25/32}x127^{9/16} Full Lappato - Stuoiato | Mesh-Mounted*

CALACATTA PAONAZZO B

12MM Non Rettificato
EGJV 162x324 - 63^{25/32}x127^{9/16} Full Lappato
EGK7 162x324 - 63^{25/32}x127^{9/16} Full Lappato - Stuoiato | Mesh-Mounted*



CALACATTA PAONAZZO

6,5MM Rettificato
EKEL 160x320 - 62^{53/64}x125^{53/64} Full Lappato
EKEQ 160x320 - 62^{53/64}x125^{53/64} Full Lappato - Stuoiato | Mesh-Mounted*

* Solo su richiesta | On demand only



CALACATTA RENOIR

BOOKMATCH



CALACATTA RENOIR A


12MM Non Rettificato
EFJZ 162x324 - 63^{26/32}x127^{9/16} Full Lappato
EZZZ 162x324 - 63^{26/32}x127^{9/16} Full Lappato - Stuoiato | Mesh-Mounted*

CALACATTA RENOIR B

12MM Non Rettificato
EFJ0 162x324 - 63^{26/32}x127^{9/16} Full Lappato
EDED 162x324 - 63^{26/32}x127^{9/16} Full Lappato - Stuoiato | Mesh-Mounted*

* Solo su richiesta | On demand only

CRYSTAL DIAMOND



CRYSTAL DIAMOND

- 12MM Non Rettificato
- EGJ5 162x324 - 63^{25/32}"x127^{9/16}" Full Lappato
- EGJH 162x324 - 63^{25/32}"x127^{9/16}" Full Lappato - Stuoiato | Mesh-Mounted*
- EGJC 162x324 - 63^{25/32}"x127^{9/16}" Lappato Matt
- EGJQ 162x324 - 63^{25/32}"x127^{9/16}" Lappato Matt - Stuoiato | Mesh-Mounted*

* Solo su richiesta | On demand only



GRANITO BLU ANDE

BOOKMATCH




GRANITO BLU ANDE A

± 12MM Non Rettificato
EGJ8 162x324 - 63^{25/32} x 127^{9/16} Full Lappato
EGJL 162x324 - 63^{25/32} x 127^{9/16} Full Lappato - Stuoiato | Mesh-Mounted*

GRANITO BLU ANDE B

± 12MM Non Rettificato
EGJW 162x324 - 63^{25/32} x 127^{9/16} Full Lappato
EGK8 162x324 - 63^{25/32} x 127^{9/16} Full Lappato - Stuoiato | Mesh-Mounted*



GRANITO BLU ANDE


± 6,5MM Rettificato
EJ1R 160x320 - 62^{53/64} x 125^{63/64} Full Lappato
EJ28 160x320 - 62^{53/64} x 125^{63/64} Full Lappato - Stuoiato | Mesh-Mounted*

* Solo su richiesta | On demand only




INVISIBLE


BOOKMATCH



INVISIBLE A


 12MM Non Rettificato
 EFKU 162x324 - 63^{25/32} x 127^{9/16} Naturale
 EOYE 162x324 - 63^{25/32} x 127^{9/16} Naturale - Stuoiato | Mesh-Mounted*

INVISIBLE B

 12MM Non Rettificato
 EFKV 162x324 - 63^{25/32} x 127^{9/16} Naturale
 EOYF 162x324 - 63^{25/32} x 127^{9/16} Naturale - Stuoiato | Mesh-Mounted*



INVISIBLE

 6,5MM Rettificato
 E044 160x320 - 62^{63/64} x 125^{63/64} Naturale
 EGFG 160x320 - 62^{63/64} x 125^{63/64} Naturale - Stuoiato | Mesh-Mounted*

* Solo su richiesta | On demand only

MACCHIA VECCHIA

BOOKMATCH



MACCHIA VECCHIA A

- ± 12MM Non Rettificato
- EHZV 162x324 - 63^{25/32}"x127^{9/16}" Full Lappato
- EJ18 162x324 - 63^{25/32}"x127^{9/16}" Full Lappato - Stuoiato | Mesh-Mounted*
- EJ6U 162x324 - 63^{25/32}"x127^{9/16}" Lappato Matt
- EJ6Z 162x324 - 63^{25/32}"x127^{9/16}" Lappato Matt - Stuoiato | Mesh-Mounted*

MACCHIA VECCHIA B

- ± 12MM Non Rettificato
- EHZW 162x324 - 63^{25/32}"x127^{9/16}" Full Lappato
- EJ19 162x324 - 63^{25/32}"x127^{9/16}" Full Lappato - Stuoiato | Mesh-Mounted*
- EJ6V 162x324 - 63^{25/32}"x127^{9/16}" Lappato Matt
- EJ70 162x324 - 63^{25/32}"x127^{9/16}" Lappato Matt - Stuoiato | Mesh-Mounted*



MACCHIA VECCHIA

- ± 6,5MM Rettificato
- EKEM 160x320 - 62^{53/64}"x125^{63/64}" Full Lappato
- EKER 160x320 - 62^{53/64}"x125^{63/64}" Full Lappato - Stuoiato | Mesh-Mounted*

* Solo su richiesta | On demand only



MACCHIA VECCHIA





MARQUINIA


BOOKMATCH




MARQUINIA (ELEGANT) A


 12MM Non Rettificato
 EFZW 162x324 - 63^{25/32} x 127^{9/16} Full Lappato
 EOZY 162x324 - 63^{25/32} x 127^{9/16} Full Lappato - Stuoiato | Mesh-Mounted*

MARQUINIA (ELEGANT)


 12MM Non Rettificato
 EFZJ 162x324 - 63^{25/32} x 127^{9/16} Naturale
 EOZS 162x324 - 63^{25/32} x 127^{9/16} Naturale - Stuoiato | Mesh-Mounted*

MARQUINIA (ELEGANT) B

 12MM Non Rettificato
 EH14 162x324 - 63^{25/32} x 127^{9/16} Full Lappato
 EH1J 162x324 - 63^{25/32} x 127^{9/16} Full Lappato - Stuoiato | Mesh-Mounted*




MARQUINIA (ELEGANT)

 6,5MM Rettificato
 EFZQ 160x320 - 62^{53/64} x 125^{53/64} Naturale
 EGFN 160x320 - 62^{53/64} x 125^{53/64} Naturale - Stuoiato | Mesh-Mounted*
 EFZ9 160x320 - 62^{53/64} x 125^{53/64} Full Lappato
 EGG9 160x320 - 62^{53/64} x 125^{53/64} Full Lappato - Stuoiato | Mesh-Mounted*

* Solo su richiesta | On demand only



NERO ANTICO





NERO ANTICO
6,5MM Rettificato
E04F 160x320 - 62^{53/64} x 125^{53/64} Full Lappato
EGFW 160x320 - 62^{53/64} x 125^{53/64} Full Lappato - Stuoiato | Mesh-Mounted*

* Solo su richiesta | On demand only



NERO IMPERIALE

BOOKMATCH




NERO IMPERIALE A

 **12MM Non Rettificato**
 EGGU 162x324 - 63^{25/32}x127^{9/16} Full Lappato
 EGH3 162x324 - 63^{25/32}x127^{9/16} Full Lappato - Stuoiato | Mesh-Mounted*

NERO IMPERIALE B

 **12MM Non Rettificato**
 EH15 162x324 - 63^{25/32}x127^{9/16} Full Lappato
 EH1K 162x324 - 63^{25/32}x127^{9/16} Full Lappato - Stuoiato | Mesh-Mounted*

NERO IMPERIALE

 **12MM Non Rettificato**
 EGGS 162x324 - 63^{25/32}x127^{9/16} Naturale
 EGH1 162x324 - 63^{25/32}x127^{9/16} Naturale - Stuoiato | Mesh-Mounted*



NERO IMPERIALE

 **6,5MM Rettificato**
 EGGP 160x320 - 62^{63/64}x125^{63/64} Full Lappato
 EGGY 160x320 - 62^{63/64}x125^{63/64} Full Lappato - Stuoiato | Mesh-Mounted*

* Solo su richiesta | On demand only



ONYX

BOOKMATCH




ONYX A

 12MM Non Rettificato
 E07D 162x324 - 63^{26/32} x 127^{9/16} Full Lappato
 E0Z2 162x324 - 63^{26/32} x 127^{9/16} Full Lappato - Stuoiato | Mesh-Mounted*

ONYX B

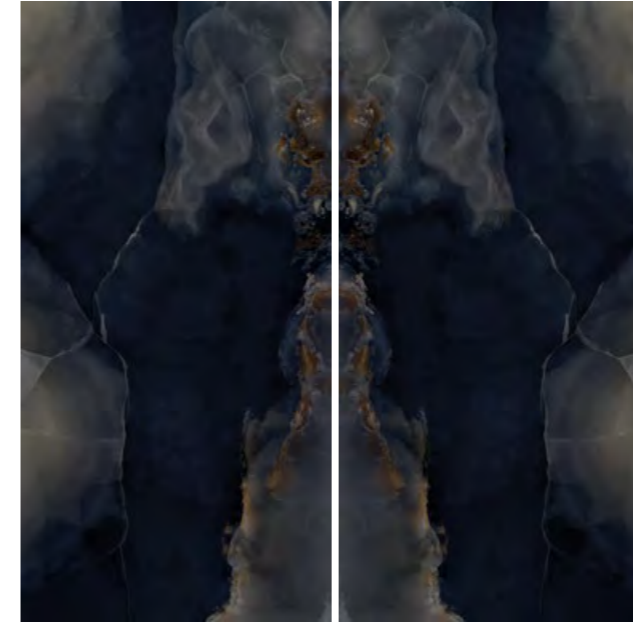
 12MM Non Rettificato
 EDET 162x324 - 63^{26/32} x 127^{9/16} Full Lappato
 EDEX 162x324 - 63^{26/32} x 127^{9/16} Full Lappato - Stuoiato | Mesh-Mounted*

* Solo su richiesta | On demand only



ONYX BLACK

BOOKMATCH



ONYX BLACK A

12MM Non Rettificato
EK6V 162x324 - 63^{25/32}"x127^{9/16}" Full Lappato
EK7V 162x324 - 63^{25/32}"x127^{9/16}" Full Lappato - Stuoiato | Mesh-Mounted*

ONYX BLACK B

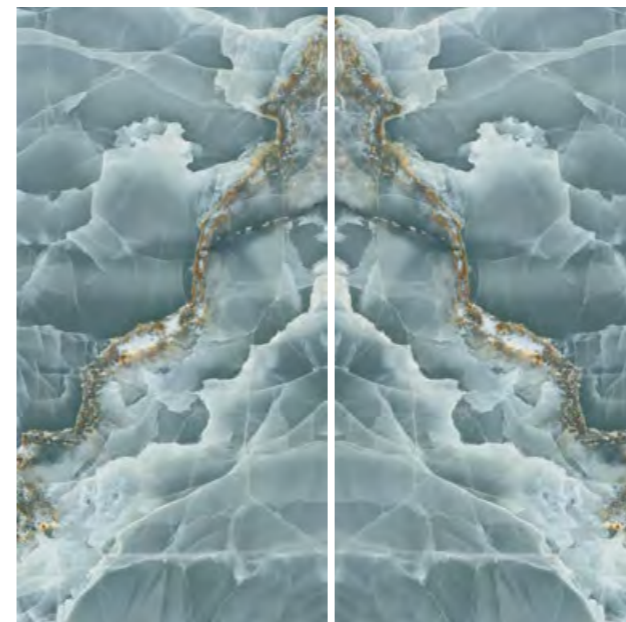
12MM Non Rettificato
EK6W 162x324 - 63^{25/32}"x127^{9/16}" Full Lappato
EK7W 162x324 - 63^{25/32}"x127^{9/16}" Full Lappato - Stuoiato | Mesh-Mounted*

* Solo su richiesta | On demand only



ONYX GREEN

BOOKMATCH



ONYX GREEN A

12MM Non Rettificato
EL5E 162x324 - 63^{25/32}"x127^{9/16}" Full Lappato
EL5Q 162x324 - 63^{25/32}"x127^{9/16}" Full Lappato - Stuoiato | Mesh-Mounted*


ONYX GREEN B

12MM Non Rettificato
EL5F 162x324 - 63^{25/32}"x127^{9/16}" Full Lappato
EL5R 162x324 - 63^{25/32}"x127^{9/16}" Full Lappato - Stuoiato | Mesh-Mounted*

* Solo su richiesta | On demand only

ONYX IVORY

BOOKMATCH



ONYX IVORY B

12MM Non Rettificato
EL5H 162x324 - 63^{25/32}"x127^{9/16}" Full Lappato
EL5T 162x324 - 63^{25/32}"x127^{9/16}" Full Lappato - Stuoiato | Mesh-Mounted*

ONYX IVORY A


12MM Non Rettificato
EL5G 162x324 - 63^{25/32}"x127^{9/16}" Full Lappato
EL5S 162x324 - 63^{25/32}"x127^{9/16}" Full Lappato - Stuoiato | Mesh-Mounted*

* Solo su richiesta | On demand only



QUARZO

BOOKMATCH



QUARZO A


12MM Non Rettificato
 EFKR 162x324 - 63^{25/32}"x127^{9/16}" Naturale
 EOYC 162x324 - 63^{25/32}"x127^{9/16}" Naturale
 Stuoiato | Mesh-Mounted*
 EFJ1 162x324 - 63^{25/32}"x127^{9/16}" Full Lappato
 EOYS 162x324 - 63^{25/32}"x127^{9/16}" Full Lappato
 Stuoiato | Mesh-Mounted*

6,5MM Rettificato
 EDG3 160x320 - 62^{53/64}"x125^{53/64}" Full Lappato
 EGG0 160x320 - 62^{53/64}"x125^{53/64}" Full Lappato
 Stuoiato | Mesh-Mounted*

QUARZO B

12MM Non Rettificato
 E0ZK 162x324 - 63^{25/32}"x127^{9/16}" Naturale
 E0YD 162x324 - 63^{25/32}"x127^{9/16}" Naturale
 Stuoiato | Mesh-Mounted*
 E0ZM 162x324 - 63^{25/32}"x127^{9/16}" Full Lappato
 E0YT 162x324 - 63^{25/32}"x127^{9/16}" Full Lappato
 Stuoiato | Mesh-Mounted*

6,5MM Rettificato
 EDEP 160x320 - 62^{53/64}"x125^{53/64}" Full Lappato
 EGG1 160x320 - 62^{53/64}"x125^{53/64}" Full Lappato
 Stuoiato | Mesh-Mounted*



QUARZO


6,5MM Rettificato
 E046 160x320 - 62^{53/64}"x125^{53/64}" Naturale
 EGFH 160x320 - 62^{53/64}"x125^{53/64}" Naturale - Stuoiato | Mesh-Mounted*
 E04G 160x320 - 62^{53/64}"x125^{53/64}" Full Lappato
 EGFZ 160x320 - 62^{53/64}"x125^{53/64}" Full Lappato - Stuoiato | Mesh-Mounted*

* Solo su richiesta | On demand only




STATUARIO EXTRA

BOOKMATCH



STATUARIO EXTRA A

-  **12MM Non Rettificato**
- EGJ9 162x324 - 63^{25/32}"x127^{9/16}" Full Lappato
- EGJM 162x324 - 63^{25/32}"x127^{9/16}" Full Lappato - Stuoiato | Mesh-Mounted*
- EGJD 162x324 - 63^{25/32}"x127^{9/16}" Lappato Matt
- EGJR 162x324 - 63^{25/32}"x127^{9/16}" Lappato Matt - Stuoiato | Mesh-Mounted*

STATUARIO EXTRA B

-  **12MM Non Rettificato**
- EGJX 162x324 - 63^{25/32}"x127^{9/16}" Full Lappato
- EKG9 162x324 - 63^{25/32}"x127^{9/16}" Full Lappato - Stuoiato | Mesh-Mounted*
- EGK1 162x324 - 63^{25/32}"x127^{9/16}" Lappato Matt
- EGLE 162x324 - 63^{25/32}"x127^{9/16}" Lappato Matt - Stuoiato | Mesh-Mounted*

 **6,5MM Rettificato**

- EJ1N 160x320 - 62^{53/64}"x125^{53/64}" Full Lappato
- EJ25 160x320 - 62^{53/64}"x125^{53/64}" Full Lappato - Stuoiato | Mesh-Mounted*

 **6,5MM Rettificato**

- EJ1P 160x320 - 62^{53/64}"x125^{53/64}" Full Lappato
- EJ26 160x320 - 62^{53/64}"x125^{53/64}" Full Lappato - Stuoiato | Mesh-Mounted*



STATUARIO EXTRA


-  **6,5MM Rettificato**
- EJ1L 160x320 - 62^{53/64}"x125^{53/64}" Full Lappato
- EJ24 160x320 - 62^{53/64}"x125^{53/64}" Full Lappato - Stuoiato | Mesh-Mounted*

* Solo su richiesta | On demand only



STATUARIO MICHELANGELO

BOOKMATCH




STATUARIO MICHELANGELO A

- 12MM Non Rettificato
- EFKG 162x324 - 63^{25/32}"x127^{9/16}" Full Lappato
- EDEF 162x324 - 63^{25/32}"x127^{9/16}" Full Lappato - Stuoiato | Mesh-Mounted*
- EHNN 162x324 - 63^{25/32}"x127^{9/16}" Lappato Matt
- EGLF 162x324 - 63^{25/32}"x127^{9/16}" Lappato Matt - Stuoiato | Mesh-Mounted*

STATUARIO MICHELANGELO B

- 12MM Non Rettificato
- EFKH 162x324 - 63^{25/32}"x127^{9/16}" Full Lappato
- EDEG 162x324 - 63^{25/32}"x127^{9/16}" Full Lappato - Stuoiato | Mesh-Mounted*
- EHNP 162x324 - 63^{25/32}"x127^{9/16}" Lappato Matt
- EGLG 162x324 - 63^{25/32}"x127^{9/16}" Lappato Matt - Stuoiato | Mesh-Mounted*



STATUARIO MICHELANGELO



- 6.5MM Rettificato
- EKEK 160x320 - 62^{53/64}"x125^{53/64}" Full Lappato
- EKEP 160x320 - 62^{53/64}"x125^{53/64}" Full Lappato - Stuoiato | Mesh-Mounted*

* Solo su richiesta | On demand only



STATUARIO WHITE

BOOKMATCH



STATUARIO WHITE A





6,5MM Rettificato
 EFZZ 160x320 - 62^{63/64}"x125^{63/64}" Full Lappato
 EGG5 160x320 - 62^{63/64}"x125^{63/64}" Full Lappato - Stuoiato | Mesh-Mounted*

STATUARIO WHITE B

6,5MM Rettificato
 EF5Y 160x320 - 62^{63/64}"x125^{63/64}" Full Lappato
 EGG6 160x320 - 62^{63/64}"x125^{63/64}" Full Lappato - Stuoiato | Mesh-Mounted*

STATUARIO WHITE

12MM Non Rettificato
 EFK1 162x324 - 63^{25/32}"x127^{9/16}" Naturale
 E0ZP 162x324 - 63^{25/32}"x127^{9/16}" Naturale - Stuoiato | Mesh-Mounted*
 EFZT 162x324 - 63^{25/32}"x127^{9/16}" Full Lappato
 E0ZV 162x324 - 63^{25/32}"x127^{9/16}" Full Lappato - Stuoiato | Mesh-Mounted*



STATUARIO WHITE


6,5MM Rettificato
 EFZM 160x320 - 62^{63/64}"x125^{63/64}" Naturale
 EGFL 160x320 - 62^{63/64}"x125^{63/64}" Naturale - Stuoiato | Mesh-Mounted*
 E0KS 160x320 - 62^{63/64}"x125^{63/64}" Full Lappato
 EGG4 160x320 - 62^{63/64}"x125^{63/64}" Full Lappato - Stuoiato | Mesh-Mounted*

* Solo su richiesta | On demand only






TORTORA TAFU



TORTORA TAFU

- 12MM Non Rettificato
- EFZK 162x324 - 63^{25/32}"x127^{9/16}" Naturale
- EOZT 162x324 - 63^{25/32}"x127^{9/16}" Naturale - Stuoiato | Mesh-Mounted*
- EFZX 162x324 - 63^{25/32}"x127^{9/16}" Full Lappato
- EOZ3 162x324 - 63^{25/32}"x127^{9/16}" Full Lappato - Stuoiato | Mesh-Mounted*



TORTORA TAFU

- 6,5MM Rettificato
- EJ1T 160x320 - 62^{53/64}"x125^{63/64}" Full Lappato
- EJ2A 160x320 - 62^{53/64}"x125^{63/64}" Full Lappato - Stuoiato | Mesh-Mounted*

* Solo su richiesta | On demand only

WHITE PARADISE

BOOKMATCH



WHITE PARADISE A

⊕ 12MM Non Rettificato
EJ72 162x324 - 63^{25/32} x 127^{9/16} Full Lappato
EJ75 162x324 - 63^{25/32} x 127^{9/16} Full Lappato - Stuoiato | Mesh-Mounted*

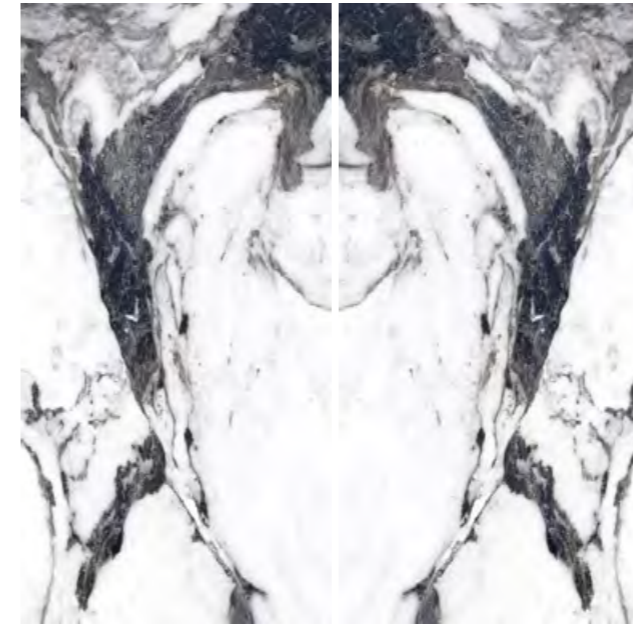
WHITE PARADISE B

⊕ 12MM Non Rettificato
EJ73 162x324 - 63^{25/32} x 127^{9/16} Full Lappato
EJ76 162x324 - 63^{25/32} x 127^{9/16} Full Lappato - Stuoiato | Mesh-Mounted*



WHITE SIENA

BOOKMATCH



WHITE SIENA B

12MM Non Rettificato
EL5K162x324 - 63^{25/32}"x127^{9/16}" Full Lappato
EL5V 162x324 - 63^{25/32}"x127^{9/16}" Full Lappato - Stuoiato | Mesh-Mounted*

WHITE SIENA B

12MM Non Rettificato
EL5J 162x324 - 63^{25/32}"x127^{9/16}" Full Lappato
EL5U 162x324 - 63^{25/32}"x127^{9/16}" Full Lappato - Stuoiato | Mesh-Mounted*

* Solo su richiesta | On demand only

ZEBRINO



ZEBRINO

12MM Non Rettificato

EGJ6 162x324 - 63^{25/32}"x127^{9/16}" Full Lappato


EGJJ 162x324 - 63^{25/32}"x127^{9/16}" Full Lappato - Stuoiato | Mesh-Mounted*


* Solo su richiesta | On demand only

LEVEL


CONCRETE
12 mm | 6,5 mm

ASH



ASH
 **12MM Non Rettificato**
 EFJL 162x324 - 63^{26/32}x127^{9/16} Naturale
 EDL3 162x324 - 63^{26/32}x127^{9/16} Naturale - **Stuoiato | Mesh-Mounted***




ASH
 **6,5MM Rettificato**
 EFJQ 160x320 - 62^{63/64}x125^{63/64} Naturale
 EGGE 160x320 - 62^{63/64}x125^{63/64} Naturale - **Stuoiato | Mesh-Mounted***


* Solo su richiesta | On demand only

DARK GREY




DARK GREY

 12MM Non Rettificato
EOZH 162x324 - 63^{25/32"}x127^{9/16"} Naturale
EDM4 162x324 - 63^{25/32"}x127^{9/16"} Naturale - Stuoiato | Mesh-Mounted*



DARK GREY


 6,5MM Rettificato
EDH6 160x320 - 62^{63/64"}x125^{63/64"} Naturale
EGGF 160x320 - 62^{63/64"}x125^{63/64"} Naturale - Stuoiato | Mesh-Mounted*

* Solo su richiesta | On demand only

TAUPE




TAUPE


 12MM Non Rettificato

EFJV 162x324 - 63^{25/32}"x127^{9/16}" Naturale

EDL1 162x324 - 63^{25/32}"x127^{9/16}" Naturale - **Stuoiato | Mesh-Mounted***



TAUPE

 6,5MM Rettificato

EDG7 160x320 - 62^{53/64}"x125^{63/64}" Naturale


EGGD 160x320 - 62^{53/64}"x125^{63/64}" Naturale - **Stuoiato | Mesh-Mounted***


* Solo su richiesta | On demand only

WHITE




WHITE

 **12MM Non Rettificato**
EFKY 162x324 - 63^{25/32"}x127^{7/16"} Naturale
EDKF 162x324 - 63^{25/32"}x127^{7/16"} Naturale - **Stuoiato | Mesh-Mounted***



WHITE

 **6,5MM Rettificato**
EDG5 160x320 - 62^{53/64"}x125^{53/64"} Naturale
EGGC 160x320 - 62^{53/64"}x125^{53/64"} Naturale - **Stuoiato | Mesh-Mounted***

* Solo su richiesta | On demand only


LEVEL

DESIGN
12 mm

CORTEN



CORTEN


 12MM Non Rettificato
EHEG 162x324 - 63^{26/32} x 127^{9/16} Naturale
EHUJ 162x324 - 63^{26/32} x 127^{9/16} Naturale - Stuoiato | Mesh-Mounted*

* Solo su richiesta | On demand only

RAKU NERO



RAKU NERO

 12MM Non Rettificato

EFJ7 162x324 - 63^{26/32"}x127^{9/16"} Naturale


EDKD 162x324 - 63^{26/32"}x127^{9/16"} Naturale - Stuoiato | Mesh-Mounted*

* Solo su richiesta | On demand only

VETRO



VETRO

 12MM Non Rettificato

EL5D 162x324 - 63^{25/32}"x127^{9/16}" Full Lappato

EL5P 162x324 - 63^{25/32}"x127^{9/16}" Full Lappato - Stuoiato | Mesh-Mounted*

* Solo su richiesta | On demand only

LEVEL


STONE

20 mm | 12 mm | 6,5 mm

BASALTO



BASALTO
20MM Non Rettificato
EKFL 162x324 - 63^{25/32} x 127^{9/16} Naturale
EKFN 162x324 - 63^{25/32} x 127^{9/16} Naturale - Stuoiato | Mesh-Mounted*




BASALTO
12MM Non Rettificato
EKCE 162x324 - 63^{25/32} x 127^{9/16} Naturale
EKCG 162x324 - 63^{25/32} x 127^{9/16} Naturale - Stuoiato | Mesh-Mounted*


* Solo su richiesta | On demand only



CANTERA GREY



CANTERA GREY

 20MM Non Rettificato
EKCN 162x324 - 63^{25/32}x127^{9/16} Naturale
EKCT 162x324 - 63^{25/32}x127^{9/16} Naturale - Stuoiato | Mesh-Mounted*

* Solo su richiesta | On demand only



GRIGIO DI GRÉ




GRIGIO DI GRÉ'

12MM Non Rettificato

EGH9 162x324 - 63^{25/32"}x127^{9/16"} Naturale

EGHC 162x324 - 63^{25/32"}x127^{9/16"} Naturale - Stuoiato | Mesh-Mounted*



GRIGIO DI GRÉ'

6,5MM Rettificato


EGGM 160x320 - 62^{53/64"}x125^{53/64"} Naturale

EGGW 160x320 - 62^{53/64"}x125^{53/64"} Naturale - Stuoiato | Mesh-Mounted*

* Solo su richiesta | On demand only



SLATE BLACK



SLATE BLACK

12MM Non Rettificato

EHEC 162x324 - 63^{25/32"}x127^{9/16"} Naturale

EHUM 162x324 - 63^{25/32"}x127^{9/16"} Naturale - Stuoiato | Mesh-Mounted*



SLATE BLACK

6,5MM Rettificato

EHUY 160x320 - 62^{43/64"}x125^{63/64"} Naturale

EHV1 160x320 - 62^{43/64"}x125^{63/64"} Naturale - Stuoiato | Mesh-Mounted*

* Solo su richiesta | On demand only



SLATE GREY



SLATE GREY

12MM Non Rettificato
EHEA 162x324 - 63^{25/32}"x127^{9/16}" Naturale
EHUL 162x324 - 63^{25/32}"x127^{9/16}" Naturale - Stuoiato | Mesh-Mounted*



SLATE GREY

6,5MM Rettificato
EHUX 160x320 - 62^{53/64}"x125^{53/64}" Naturale
EHV0 160x320 - 62^{53/64}"x125^{53/64}" Naturale - Stuoiato | Mesh-Mounted*

* Solo su richiesta | On demand only


LEVEL

TINTA UNITA
20 mm | 12 mm | 6,5 mm

BLACK



BLACK


 20MM Non Rettificato

EKCK 162x324 - 63^{25/32"}x127^{9/16"} Naturale

EKCR 162x324 - 63^{25/32"}x127^{9/16"} Naturale - Stuoiato | Mesh-Mounted*




BLACK

 12MM Non Rettificato

EGH5 162x324 - 63^{25/32"}x127^{9/16"} Naturale


EGH7 162x324 - 63^{25/32"}x127^{9/16"} Naturale - Stuoiato | Mesh-Mounted*

WHITE



WHITE

20MM Non Rettificato
 EKCJ 162x324 - 63^{25/32"}x127^{9/16"} Naturale
 EKCO 162x324 - 63^{25/32"}x127^{9/16"} Naturale - Stuoiato | Mesh-Mounted*








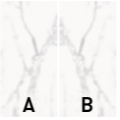









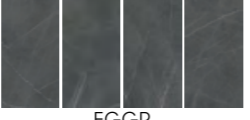


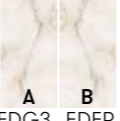
WHITE


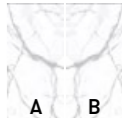



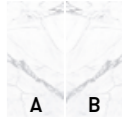










12MM Non Rettificato
 EFR7 162x324 - 63^{25/32"}x127^{9/16"} Naturale
 EDM6 162x324 - 63^{25/32"}x127^{9/16"} Naturale - Stuoiato | Mesh-Mounted*
 E04L 162x324 - 63^{25/32"}x127^{9/16"} Full Lappato
 EFGM 162x324 - 63^{25/32"}x127^{9/16"} Full Lappato - Stuoiato | Mesh-Mounted*








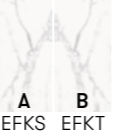
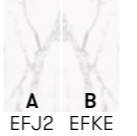








6,5MM Rettificato
 E04J 160x320 - 62^{53/64"}x125^{53/64"} Naturale
 EGGH 160x320 - 62^{53/64"}x125^{53/64"} Naturale - Stuoiato | Mesh-Mounted*
 EFR8 160x320 - 62^{53/64"}x125^{53/64"} Full Lappato
 EGGK 160x320 - 62^{53/64"}x125^{53/64"} Full Lappato - Stuoiato | Mesh-Mounted*













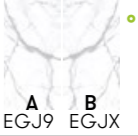








* Solo su richiesta | On demand only



LEVEL
TECHNICAL SHEET




LEVEE Range	1600x3200 - 6,5 mm		
	Naturale	Full Lappato	BookMatch Full Lappato
Altissimo White	 EFZN	 EFZ7	
Bianco Lasa	 EFZL	 EFZY	
Calacatta		 E048	 A B E049 E04A
Calacatta Black		 EJ1S	
Calacatta Gold		 EJ1Q	
Calacatta Paonazzo		 EKEL	
Granito Blu Ande		 EJ1R	
Invisible	 E044		
Macchia Vecchia		 EKEM	
Marquinia (Elegant)	 EFZQ	 EFZ9	
Nero Antico		 E04F	
Nero Imperiale		 EGGP	
Quarzo	 E046	 E04G	 A B EDG3 EDEP





LEVEE Range	1600x3200 - 6,5 mm		
	Naturale	Full Lappato	BookMatch Full Lappato
Statuario Extra		 EJ1L	 A B EJ1N EJ1P
Statuario Michelangelo		 EKEK	
Statuario White	 EFZM	 EOKS	 A B EFZZ EF5Y
Tortora Tafu		 EJ1T	
Concrete Ash	 EFJQ		
Concrete Dark Grey	 EDH6		
Concrete Taupe	 EDG7		
Concrete White	 EDG5		
Stone Grigio di Gré	 EGGM		
Stone Slate Black	 EHUY		
Stone Slate Grey	 EHUX		
Tinta Unita White	 E04J	 EFR8	

LEVEU Range	1620x3240 - 12 mm					
	Naturale	Full Lapp.	Lapp. Matt	BookMatch Naturale	BookMatch Full Lapp.	BookMatch Lapp. Matt
Agata Blu						
Altissimo White						
Arabescato Corchia						
Bianco Lasa						
Blanc Du Blanc						
Calacatta						
Calacatta Black						
Calacatta Gold						
Calacatta Paonazzo						
Calacatta Renoir						
Crystal Diamond						
Granito Blu Ande						
Invisible						






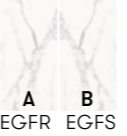







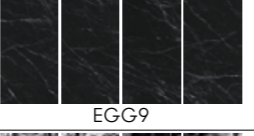





LEVEU Range	1620x3240 - 12 mm					
	Naturale	Full Lapp.	Lapp. Matt	BookMatch Naturale	BookMatch Full Lapp.	BookMatch Lapp. Matt
Macchia Vecchia						
Marquinia (Elegant)						
Nero Imperiale						
Onyx						
Onyx Black						
Onyx Green						
Onyx Ivory						
Quarzo						
Statuario Extra						
Statuario Michelangelo						
Statuario White						
Tortora Tafu						
White Paradise						

LEVEU Range	1620x3240 - 12 mm					
	Naturale	Full Lapp.	Lapp. Matt	BookMatch Naturale	BookMatch Full Lapp.	BookMatch Lapp. Matt
White Siena					 B A EL5K EL5J	
Zebrino		 EGJ6				
Concrete Ash	 EFJL					
Concrete Dark Grey	 EOZH					
Concrete Taupe	 EFJV					
Concrete White	 EFKY					
Design Corten	 EHEG					
Design Raku Nero	 EFJ7					
Design Vetro	 EL5D					
Stone Basalto	 EKCE					
Stone Grigio di Gré	 EGH9					
Stone Slate Black	 EHEC					
Stone Slate Grey	 EHEA					






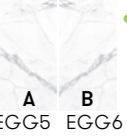










LEVEU Range	1620x3240 - 12 mm					
	Naturale	Full Lapp.	Lapp. Matt	BookMatch Naturale	BookMatch Full Lapp.	BookMatch Lapp. Matt
Tinta Unita Black	 EGH5					
Tinta Unita White	 EFR7	 E04L				

LEVEU Range	1620x3240 - 20 mm					
	Naturale	Full Lapp.	Lapp. Matt	BookMatch Naturale	BookMatch Full Lapp.	BookMatch Lapp. Matt
Stone Basalto	 EKFL					
Stone Cantera Grey	 EKCN					
Tinta Unita Black	 EKCK					
Tinta Unita White	 EKCJ					




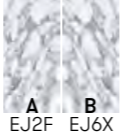


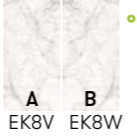

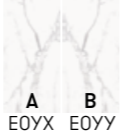







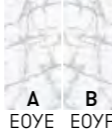
1600x3200 - 6,5 mm
STUOIATO - MESH-MOUNTED

	Naturale	Full Lappato	BookMatch Full Lappato
Altissimo White	 EGFM	 EGG7	
Bianco Lasa	 EGFK	 EGG3	
Calacatta		 EGFO	 A B EGFR EGFS
Calacatta Black		 EJ29	
Calacatta Gold		 EJ27	
Calacatta Paonazzo		 EKEO	
Granito Blu Ande		 EJ28	
Invisible	 EGFG		
Macchia Vecchia		 EKER	
Marquinia (Elegant)	 EGFN	 EGG9	
Nero Antico		 EGFW	
Nero Imperiale		 EGGY	
Quarzo	 EGFH	 EGFZ	 A B EGG0 EGG1

















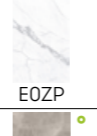




1600x3200 - 6,5 mm
STUOIATO - MESH-MOUNTED

	Naturale	Full Lappato	BookMatch Full Lappato
Statuario Extra		 EJ24	 A B EJ25 EJ26
Statuario Michelangelo		 EKEP	
Statuario White	 EGFL	 EGG4	 A B EGG5 EGG6
Tortora Tafu		 EJ2A	
Concrete Ash	 EGGE		
Concrete Dark Grey	 EGGF		
Concrete Taupe	 EGGD		
Concrete White	 EGGC		
Stone Grigio di Gré	 EGGW		
Stone Slate Black	 EHV1		
Stone Slate Grey	 EHV0		
Tinta Unita White	 EGGH	 EGGK	


1620x3240 - 12 mm
STUOIATO - MESH-MOUNTED

	Naturale	Full Lappato	Lappato Matt	BookMatch Naturale	BookMatch Full Lappato	BookMatch Lappato Matt
Agata Blu					 EK7X EK7Y	
Altissimo White	 EOZQ	 EOZW				
Arabescato Corchia					 EJ2F EJ6X	
Bianco Lasa	 ELA6	 ELA8				
Blanc Du Blanc					 EK8V EK8W	
Calacatta				 EOYG EOYH	 EOYX EOYY	
Calcatta Black					 EJ2D EJ2E	
Calacatta Gold					 EOYZ EOZO	
Calacatta Paonazzo					 EGJK EGK7	
Calacatta Renoir					 EOZZ EDED	
Crystal Diamond		 EGJH	 EGJQ			
Granito Blu Ande					 EGJL EGK8	
Invisible				 EOYE EOYF		




1620x3240 - 12 mm
STUOIATO - MESH-MOUNTED

	Naturale	Full Lappato	Lappato Matt	BookMatch Naturale	BookMatch Full Lappato	BookMatch Lappato Matt
Macchia Vecchia					 EJ18 EJ19	 EJ6Z EJ70
Marquinia (Elegant)	 EOZS				 EOZY EH1J	
Nero Imperiale	 EGH1				 EGH3 EH1K	
Onyx					 EOZ2 EDEX	
Onyx Black					 EK7V EK7W	
Onyx Green					 EL5Q EL5R	
Onyx Ivory					 EL5T EL5S	
Quarzo				 EOYC EOYD	 EOYS EOYT	
Statuario Extra					 EGJM EGK9	 EGJR EGLE
Statuario Michelangelo					 EDEF EDEG	 EGLF EGLG
Statuario White	 EOZP	 EOZV				
Tortora Tafu	 EOZT	 EOZ3				
White Paradise					 EJ75 EJ76	





1620x3240 - 12 mm
STUOIATO - MESH-MOUNTED

	Naturale	Full Lappato	Lappato Matt	BookMatch Naturale	BookMatch Full Lappato	BookMatch Lappato Matt
White Siena					 B A EL5V EL5U	
Zebrino		 EGJJ				
Concrete Ash	 EDL3					
Concrete Dark Grey	 EDM4					
Concrete Taupe	 EDL1					
Concrete White	 EDKF					
Design Corten	 EHUJ					
Design Raku Nero	 EDKD					
Design Vetro	 EL5P					
Stone Basalto	 EKCG					
Stone Grigio di Gré	 EGHC					
Stone Slate Black	 EHUM					
Stone Slate Grey	 EHUL					

1620x3240 - 12 mm
STUOIATO - MESH-MOUNTED

	Naturale	Full Lappato	Lappato Matt	BookMatch Naturale	BookMatch Full Lappato	BookMatch Lappato Matt
Tinta Unita Black	 EGH7					
Tinta Unita White	 EDM6	 EFGM				

1620x3240 - 20 mm
STUOIATO - MESH-MOUNTED

	Naturale	Full Lapp.	Lapp. Matt	BookMatch Naturale	BookMatch Full Lapp.	BookMatch Lapp. Matt
Stone Basalto	 EKFN					
Stone Cantera Grey	 EKCT					
Tinta Unita Black	 EKCR					
Tinta Unita White	 EKCCQ					



ANSI A.137.3 Gauged Porcelain Tile and Gauged Porcelain Tile Panels/Slabs ISO 13006 EN 14411



TECHNICAL FEATURES Caratteristiche Tecniche Caracteristiques Techniques Technische Eigenschaften Características Técnicas	TESTING METHOD Metodo di prova Méthode d'essai Prüfmethode Método de prueba	VALUES - Valori - Valeurs - Werte - Valores			
		6,5 mm		12 mm 20 mm	
		Naturale	Full Lappato Lappato Matt	Naturale	Full Lappato Lappato Matt
LENGTH AND WIDTH (A) Lunghezza e Larghezza - Longueur et largeur - Länge und Breite - Longitud y anchura	UNI EN ISO 10545/2	± 2% (Max 5mm)	± 2% (Max 5mm)	-	-
LENGTH AND WIDTH (B) Lunghezza e Larghezza - Longueur et largeur - Länge und Breite - Longitud y anchura	UNI EN ISO 10545/2	± 0,6% / ± 2,0 mm	± 0,6% / ± 2,0 mm	-	-
THICKNESS Spessore - Epaisseur - Stärke - Espesor	UNI EN ISO 10545/2	± 0,5% / ± 0,5 mm	± 0,5% / ± 0,5 mm	± 0,5% / ± 0,5 mm	± 0,5% / ± 0,5 mm
EDGE STRAIGHTNESS Rettilineità degli spigoli - Rectitude des arêtes Geradlinigkeit der Kanten - Rectitud de los cantos	UNI EN ISO 10545/2	± 0,5% / ± 1,5 mm	± 0,5% / ± 1,5 mm	-	-
ORTHOGONALITY - Ortogonalità Orthogonalité - Rechtwinkligkeit - Ortogonalidad	UNI EN ISO 10545/2	± 0,5% / ± 2,0 mm	± 0,5% / ± 2,0 mm	-	-
FLATNESS Planarità - Planéité - Ebenflächigkeit - Planaridad	UNI EN ISO 10545/2	± 0,5% / ± 2,0 mm	± 0,5% / ± 2,0 mm	± 0,5% / ± 2,0 mm	± 0,5% / ± 2,0 mm
APPEARANCE Aspetto - Aspekt - Aspect - Aspecto	UNI EN ISO 10545/2	> 95%	> 95%	> 95%	> 95%
WATER ABSORPTION (Average value expressed in %) Assorbimento d'acqua (Valore medio in %) Absorption d'eau (Valeur moyenne en %) Wasseraufnahme (Durchschnittswert in %) Absorción de agua (Valor medio en %)	UNI EN ISO 10545/3 ASTM C373	≤ 0,1	≤ 0,1	≤ 0,1	≤ 0,1
MODULUS OF RUPTURE Modulo di rottura - Resistance a la flexion Biegefestigkeit - Resistencia a la flexión	UNI EN ISO 10545/4	≥ 35 N/mm ²	≥ 35 N/mm ²	≥ 35 N/mm ²	≥ 35 N/mm ²
BREAKING STRENGTH Forza di rottura - Resistance à la rupture Bruchlast - Resistencia a la rotura	UNI EN ISO 10545/4 ASTM C648	≥ 700 N 250 Lbs	≥ 700 N 250 Lbs	≥ 1300 N 250 Lbs	≥ 1300 N 250 Lbs
IMPACT RESISTANCE Resistenza all'urto - Résistance aux chocs Schlagfestigkeit - Resistencia al impacto	UNI EN ISO 10545/5	-	-	0,85	0,85
RESISTANCE TO SURFACE ABRASION Resistenza all'abrasione superficiale Résistance à l'abrasion superficielle Abriebfestigkeit Resistencia a la abrasión superficial	UNI EN ISO 10545/7	Dark colors: 2-3 Medium colors: 4 Light colors: 5	Dark colors: 2-3 Medium colors: 4 Light colors: 5	Dark colors: 2-3 Medium colors: 4 Light colors: 5	Dark colors: 2-3 Medium colors: 4 Light colors: 5
LINEAR THERMAL EXPANSION Coefficiente di dilatazione termica lineare Linear thermal expansion coefficient Coefficient linéaire de dilatation thermique Linearer Wärmeausdehnungskoeffizient Coeficiente de dilatación térmica lineal	UNI EN ISO 10545/8	≤ 9 x 10 ⁻⁶ °C ⁻¹	≤ 9 x 10 ⁻⁶ °C ⁻¹	≤ 9 x 10 ⁻⁶ °C ⁻¹	≤ 9 x 10 ⁻⁶ °C ⁻¹
THERMAL SHOCK RESISTANCE Resistenza agli sbalzi termici - Résistance aux écarts de température - Temperaturwechselbeständigkeit Resistencia al choque térmico	UNI EN ISO 10545/9	Conforme	Conforme	Conforme	Conforme
HAIR-CRACKING RESISTANCE Resistenza al cavillo - Résistance aux craquelures Haarissbeständigkeit - Resistencia al cuarteo	UNI EN ISO 10545/11	Conforme	Conforme	Conforme	Conforme
FROST RESISTANCE Resistenza al gelo - Résistance au gel Frostbeständigkeit - Resistencia a las heladas	UNI EN ISO 10545/12 ASTM C1026	Conforme Unaffected	Conforme Unaffected	Conforme Unaffected	Conforme Unaffected
CHEMICAL RESISTANCE to high and low acid and basic concentrations Resistenza Chimica ad alte e basse concentrazioni di acidi e basi Résistance chimique aux hautes et basses concentrations d'acides et de bases Chemikalienfestigkeit bei hohen und niedrigen Konzentrationen von Säuren und Basen Resistencia química con concentraciones altas y bajas de ácidos y bases	UNI EN ISO 10545/13 ASTM C-650	A - LA - LB - HA - HB Unaffected	A - LA - LB - HA - HB Unaffected	A - LA - LB - HA - HB Unaffected	A - LA - LB - HA - HB Unaffected
STAIN RESISTANCE Resistenza alle macchie - Résistance aux taches Fleckenbeständigkeit - Resistencia a las manchas	UNI EN ISO 10545/14 CTI 81-7D	5 No Evident Variation	5 No Evident Variation	5 No Evident Variation	5 No Evident Variation
COLOUR RESISTANCE TO LIGHT EXPOSURE Resistenza dei colori alla luce - Résistance des couleurs à la lumière - Lichtechtheit der Farben - Resistencia de los colores a la exposición de la luz	DIN 51094	Conforme	Conforme	Conforme	Conforme
RELEASE OF DANGEROUS SUBSTANCES (PIOMBO - CADMIO) Rilascio di sostanze pericolose (Piombo/Cadmio) Dégagement de substances dangereuses (Piombo/Cadmio) Freisetzung gefährlicher Stoffe (Piombo/Cadmio) Emisión de sustancias peligrosas (Piombo/Cadmio)	UNI EN ISO 10545/15 (mg/l)	-	-	0	0

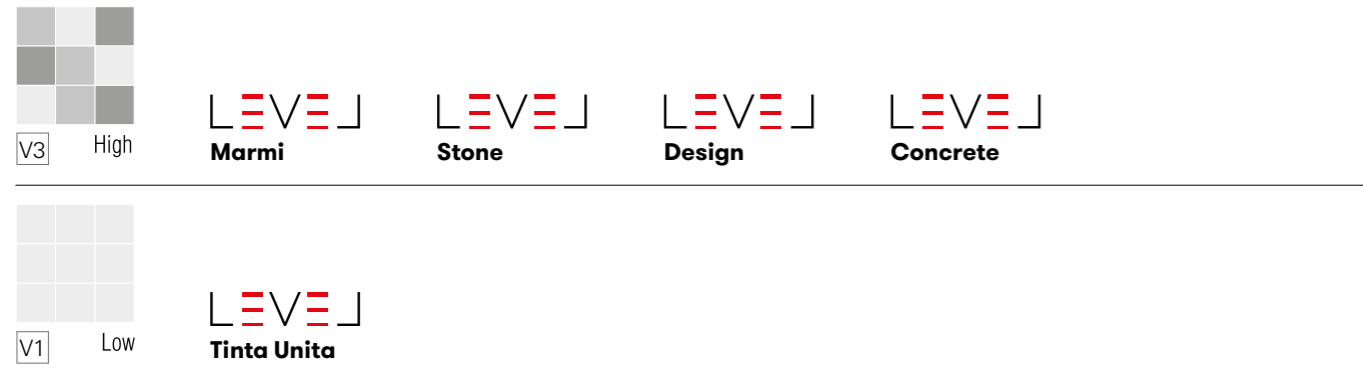


ANSI A.137.3 Gauged Porcelain Tile and Gauged Porcelain Tile Panels/Slabs ISO 13006 EN 14411



TECHNICAL FEATURES Caratteristiche Tecniche Caracteristiques Techniques Technische Eigenschaften Características Técnicas	TESTING METHOD Metodo di prova Méthode d'essai Prüfmethode Método de prueba	VALUES - Valori - Valeurs - Werte - Valores			
		6,5 mm		12 mm 20 mm	
		Naturale	Full Lappato Lappato Matt	Naturale	Full Lappato Lappato Matt
SLIP RESISTANCE Coefficiente di attrito Coefficient de glissement Rutschfestigkeit Barfußbereich Coeficiente de atrito medio	DIN 51130	R9	-	R9	-
	DIN 51097	Na	-	Na	-
	ANSI A 137.1-2012 DCOF (Section 9.6)	≥ 0,42	-	≥ 0,42	-
	B.C.R.A.	≥ 0,40	-	≥ 0,40	-
	AS 4586: 2013 Slip resistance classification of new pedestrian surface materials	Na	-	Na	-
	BS 7976-2: 2002 Pendulum testers	Na	-	Na	-
CALCULATION OF APPARENT DENSITY Determinazione della massa volumetrica apparente Détermination de la masse volumique apparente - Bestimmung der Rohdichte - Determinación de la masa volumétrica aparente	UNI EN ISO 14617/1 (Kg/m ³)	-	-	2500	2500
	CALCULATION OF WATER ABSORPTION Determinazione dell'assorbimento d'acqua Détermination de l'absorption d'eau - Bestimmung der Wasseraufnahme - Determinación de la absorción de agua	UNI EN ISO 14617/1 (%)	-	-	< 0,1
BENDING STRENGTH Resistenza alla flessione - Résistance à la flexion Biegefestigkeit - Resistencia a la flexión	UNI EN ISO 14617/2 (MPa)	-	-	> 35	> 35
DEEP ABRASION Abrasione profonda - Abrasion profonde Tiefenverschleiß - Abrasión profunda	UNI EN ISO 14617/4 (mm)	-	-	24-27	24-27
CALCULATION OF FREEZE Determinazione della resistenza a gelo-disgelo Détermination de la résistance au gel/dégel Bestimmung der Frost-Tauwechsel-Beständigkeit Determinación de la resistencia a las heladas	UNI EN ISO 14617/5	-	-	No change in bending strength after thermal cycle - Nessuna variazione di carico di rottura dopo ciclo termico - Aucune variation de la charge de rupture après le cycle thermique - Keine Bruchlastveränderung nach Temperaturzyklus - Ninguna variación de carga de rotura tras ciclo térmico	No change in bending strength after thermal cycle - Nessuna variazione di carico di rottura dopo ciclo termico - Aucune variation de la charge de rupture après le cycle thermique - Keine Bruchlastveränderung nach Temperaturzyklus - Ninguna variación de carga de rotura tras ciclo térmico
CALCULATION OF THERMAL SHOCK RESISTANCE Determinazione della resistenza allo shock termico Détermination de la résistance aux chocs thermiques Bestimmung der Temperaturwechselbeständigkeit Determinación de la resistencia a los cambios bruscos de temperatura	UNI EN ISO 14617/6	-	-	No change in bending strength after thermal cycle - Nessuna variazione di carico di rottura dopo ciclo termico - Aucune variation de la charge de rupture après le cycle thermique - Keine Bruchlastveränderung nach Temperaturzyklus - Ninguna variación de carga de rotura tras ciclo térmico	No change in bending strength after thermal cycle - Nessuna variazione di carico di rottura dopo ciclo termico - Aucune variation de la charge de rupture après le cycle thermique - Keine Bruchlastveränderung nach Temperaturzyklus - Ninguna variación de carga de rotura tras ciclo térmico
IMPACT RESISTANCE Resistenza all'urto - Résistance aux chocs Schlagfestigkeit - Resistencia al impacto	UNI EN ISO 14617/9	-	-	3J	3J
VOLATILE ORGANIC COMPOUND EMISSION TEST Prova di emissioni di composti organici volatili Essai d'émissions de composés organiques volatils Messung der Emission von flüchtigen organischen Verbindungen - Prueba de emisiones de compuestos orgánicos volátiles	ISO 16000/9	-	-	Class A+ / Classe A+ / Classe A+ Classe A+ / Categoría A+	Class A+ / Classe A+ / Classe A+ Classe A+ / Categoría A+
RESISTANCE TO COLD LIQUIDS Resistenza ai liquidi freddi - Résistance aux liquides froids - Beständigkeit gegen kalte Flüssigkeiten Resistencia a los líquidos fríos	EN 12720:2013	-	-	Class 5 to Class 3 - da Classe 5 a Classe 3 - de Classe 5 à Classe 3 - von Klasse 5 bis Klasse 3 - de Categoría 5 a Categoría 3	Class 5 to Class 3 - da Classe 5 a Classe 3 - de Classe 5 à Classe 3 - von Klasse 5 bis Klasse 3 - de Categoría 5 a Categoría 3
RESISTANCE TO DAMP HEAT Resistenza al calore umido - Résistance à la chaleur humide - Beständigkeit gegen feuchte Hitze Resistencia al calor húmedo	EN 12721:2013	-	-	CEN/TS 16209 Class A / Classe A / Classe A Classe A / Categoría A	CEN/TS 16209 Class A / Classe A / Classe A Classe A / Categoría A
RESISTANCE TO DRY HEAT Resistenza al calore secco - Résistance à la chaleur sèche - Beständigkeit gegen trockene Hitze Resistencia al calor seco	EN 12722:2013	-	-	CEN/TS 16209 Class A / Classe A / Classe A Classe A / Categoría A	CEN/TS 16209 Class A / Classe A / Classe A Classe A / Categoría A
DIRT RETENTION Tendenza a ritenere lo sporco Tendance à retenir la saleté Neigung zur Schmutzbindung Tendencia a retener la suciedad	EN 9300:2015	-	-	No visible change - Nessun cambiamento visibile - Pas d'altération visible - Keine sichtbare Veränderung - Ningun cambio visible	No visible change - Nessun cambiamento visibile - Pas d'altération visible - Keine sichtbare Veränderung - Ningun cambio visible
SCRATCH RESISTANCE Resistenza alla graffiatura - Résistance aux rayures Kratzfestigkeit - Resistencia a los arañazos	EN 15186:2012 met. B	-	-	CEN/TS 16209 Class A / Classe A / Classe A Classe A / Categoría A	CEN/TS 16209 Class A / Classe A / Classe A Classe A / Categoría A
RESISTANCE TO FUNGI Resistenza ai funghi - Résistance aux champignons Beständigkeit gegen Schimmel - Resistencia a los hongos	ASTM G 21	-	-	No fungi - Nessuna crescita fungina - Aucune croissance fongique - Kein Schimmelwachstum - Ningun crecimiento de hongos	No fungi - Nessuna crescita fungina - Aucune croissance fongique - Kein Schimmelwachstum - Ningun crecimiento de hongos

SHADE VARIATION



GREENGUARD



The GREENGUARD Certification process provides an in-depth review and analysis of chemical emissions from manufacturers' products. Using dynamic environmental chamber testing, products are tested for volatile organic compounds (VOCs), including formaldehyde, and over 300 other VOCs with health-based limits. GREENGUARD Certified products aid in the creation of healthier indoor environments, and release fewer pollutants that can contribute to health issues including asthma and other respiratory issues. To remain certified, products undergo comprehensive certification testing on an annual basis, giving consumers peace of mind that they are selecting products that support better human health. Recognized and referenced by over 400 codes, rating systems, and procurement policies worldwide, the GREENGUARD Certification requires that products meet some of the world's most rigorous and comprehensive limits for low emissions of volatile organic compounds into indoor environments. The GREENGUARD Gold standard includes health-based criteria for additional chemicals and requires lower total VOC emissions levels to ensure that products are acceptable for use in environments such as schools and healthcare facilities. In addition to limiting emissions of more than 360 VOCs and total chemical emissions, GREENGUARD Gold Certified products must also comply with requirements of the State of California's Department of Public Health "Standard Method for the Testing and Evaluation of Volatile Organic Chemical Emissions from known as California Section 01350.

NSF

The NSF Food Equipment certification program has 22 different standards that set minimum food hygiene and protection requirements for the materials, design, manufacturing, construction and performance of equipment for handling and processing food. The materials for solid surfaces are examined based on the "NSF / ANSI 51: Food Equipment Materials" standard, which specifies the public health requirements for materials used in the construction of commercial food equipment. More information is available on the website: info.nsf.org/Certified/Food



Il programma di certificazione NSF Food Equipment ha 22 diversi standard che stabiliscono i requisiti minimi di protezione e igiene alimentare riguardo ai materiali, la progettazione, la fabbricazione, la costruzione e le prestazioni delle attrezzature per la manipolazione e il trattamento degli alimenti. I materiali per superfici solide vengono esaminati in base alla "NSF / ANSI 51: Materiali per attrezzature alimentari", che specifica i requisiti relativi alla salute pubblica per i materiali utilizzati nella costruzione di attrezzature alimentari commerciali. Maggiori informazioni sono disponibili sul sito: info.nsf.org/Certified/Food

The full, up-to-date list of certified products can be viewed at www.nsf.org. Please contact the Emilceramica Group for any further information. La lista completa e aggiornata dei prodotti certificati è visionabile sul sito www.nsf.org. Per qualsiasi ulteriore informazione contattare Emilceramica Group.



PACKING IMBALLI / EMBALLAGE VERPACKUNG / EMBALAJE

Formato Size Format Formato Tamaño cm	Spessore Thickness Epaisseur Stärke Espesor mm	Pieces x Sqm Pz. x Mq. Pcs / M² Stk. x Qm Pzs x Mc.	Pieces x Box Pz. x Scat. Pcs / Bte Stk. x Krt. Pzs x Caja	Sqm x Box Mq. x Scat. M² / Bte Qm x Krt. Mc. x Caja	Weight x Box Peso x Scat. Poids / Bte Gewicht x Krt. Peso x Caja Kg	Boxes x Pal. Scat. x Pal. Bte / Pal. Krt. x Pal. Cajas x Pal.	Sqm x Pal. Mq. x Pal. M² / Pal. Qm x Pal. Mc. x Pal.	Weight x Pal. Peso x Pal. Poids / Pal. Gewicht x Pal. Peso x Pal. Kg
160x320 Naturale - Full Lappato	6,5	0,20	1	5,120	76,80			
162x324 Naturale - Full Lappato	12	0,19	1	5,249	152,22	see below - vedi sotto voir ci-dessous - siehe unten - vea abajo		
162x324 Naturale - Full Lappato	20	0,19	1	5,249	263,00			

Item Articolo Reference Artikel Artículo	Thickness (mm) Spessore (mm) Epaisseur (mm) Stärke (mm) Espesor (mm)	Size (cm) Dimensione (cm) Format (cm) Format (cm) Tamaño (cm)	No. of Slabs Nr. Lastre Nbre Dalles Anz. Platten N° de Placas	Sqm per Pack Mq. x Imballo m² / Emballage qm pro Verpackung m² por embalaje	Weight of Packaging (kg) Peso Imballo (Kg) Poids Emballage (kg) Gewicht Verpackung (kg) Peso embalaje (kg)	Weight of Packaging + Slabs (kg) Peso Imballo+Lastre (Kg) Poids Emballage+Dalles (kg) Gewicht Verpackung+Platten (kg) Peso embalaje + placas (kg)
Crate Cassa Caisse Kiste Caja	6,5	175x345x41	14	71,68	172	1247
	12	175x345x41	9	47,24	172	1542
Wood A-Frame Cavalletto in legno Chevalet de transport en bois Holz Transportgestell Caballete de madera	6,5	75x330x200	40	204,80	220	3292
	12	75x330x200	20	104,98	220	3264
	20	75x330x200	12	62,99	220	3376
Metal A-Frame Cavalletto in metallo Chevalet de transport en métal Metall Transportgestell Caballete de metal	6,5	75x339x186	40	204,80	124	3196
	12	75x339x186	20	104,98	124	3168
	20	75x339x186	12	62,99	124	3280



MESH-MOUNTED SLABS LASTRE STUOIMATE



All Level slabs in the 6.5 mm and 12 mm thicknesses are also available in mesh-mounted version.

Fibreglass is applied to the underside of mesh-mounted slabs to increase their mechanical and bending strength and simplify shaping operations.

Tutte le lastre Level in spessore 6,5mm e 12mm sono disponibili anche nella versione stuoziata.

Il processo di stuoiatatura consiste nell'apporre sul retro della lastra una fibra di vetro che ha il compito di incrementare la robustezza meccanica della lastra, di renderla più resistente alle flessioni, e di agevolare le operazioni di lavorazione della stessa.

Toutes les dalles Level de

Alle Level-Platten in Materialstärke 6,5 mm und 12 mm sind auch in der Version mit Glasfasernetz erhältlich.

Das Laminieren mit Glasfaser besteht darin, ein Glasfasernetz auf der Plattenrückseite aufzubringen, um die mechanische Festigkeit der Platte zu erhöhen, sie biegefest zu machen und ihre Bearbeitung zu erleichtern.

6,5 mm et 12 mm d'épaisseur sont également disponibles avec filet en fibre de verre.

Dans ce cas, un filet en fibre de verre est appliqué au dos de la dalle pour augmenter sa solidité mécanique, pour la rendre plus résistante aux flexions et pour faciliter son façonnage.

Todas las placas Level de 6,5 mm y 12 mm de grosor se hallan disponibles también en la versión con red de fibra de vidrio.

El proceso de aplicación de la fibra de vidrio consiste en colocar en la parte de atrás de la placa una red de dicho material con el objeto de incrementar la solidez mecánica de la placa, hacerla más resistente a las flexiones y facilitar las operaciones de elaboración de la misma.



Emilgroup is a brand of Emilceramica S.r.l. a socio unico	Sede Commerciale/Amministrativa
emilgroup.it emilgroup.it/level	Via Ghiarola Nuova, 29 - 41042 Fiorano Modenese (Mo) Italy T +39 0536 835111 - info@emilceramicagroup.it